

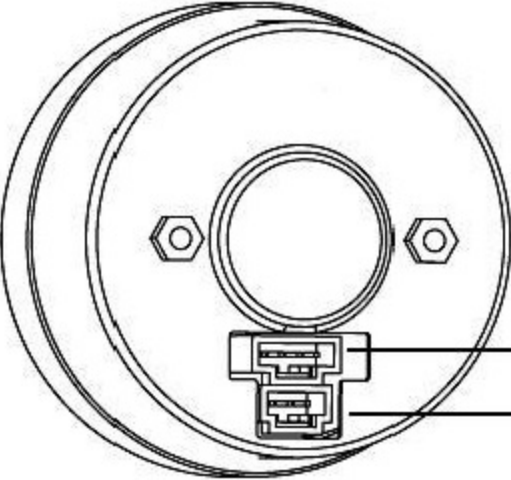
ELECTRICAL GAUGES W/DIGITAL DISPLAY

SMOKE LENS SERIES AMBER RED & WHITE LED

Water Temperature Gauge

1

RED - BATTERY (+)  
BLACK - BATTERY (-)  
WHITE - NOTE  
ORANGE - NOTE



POWER WIRE HARNESS

SENSOR WIRE HARNESS

BACK VIEW

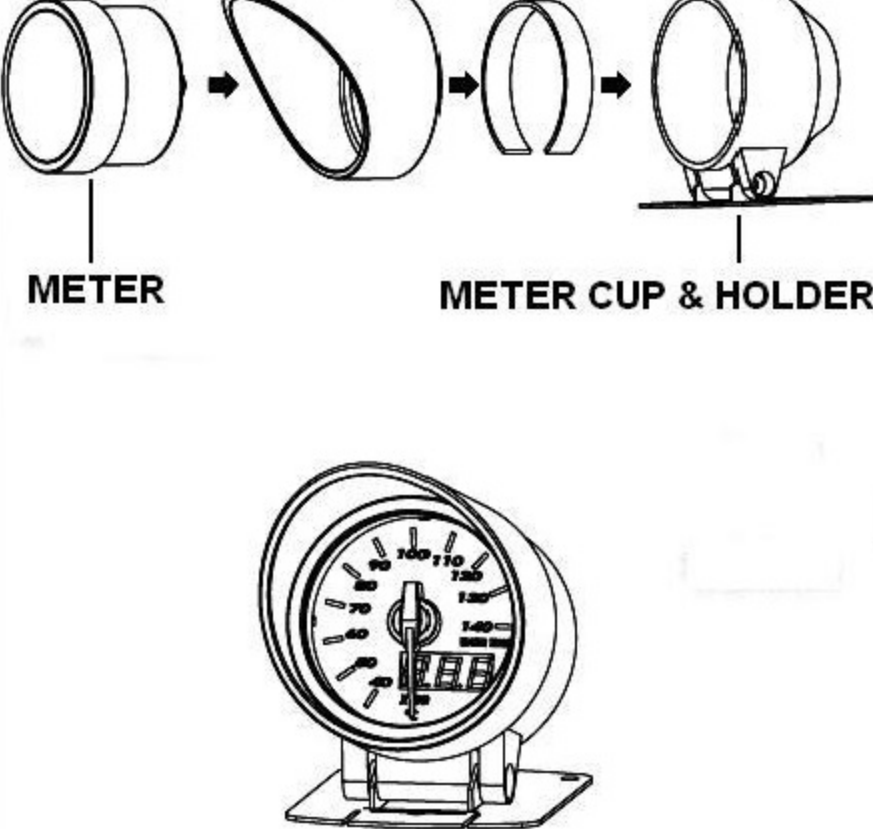
2

VISOR

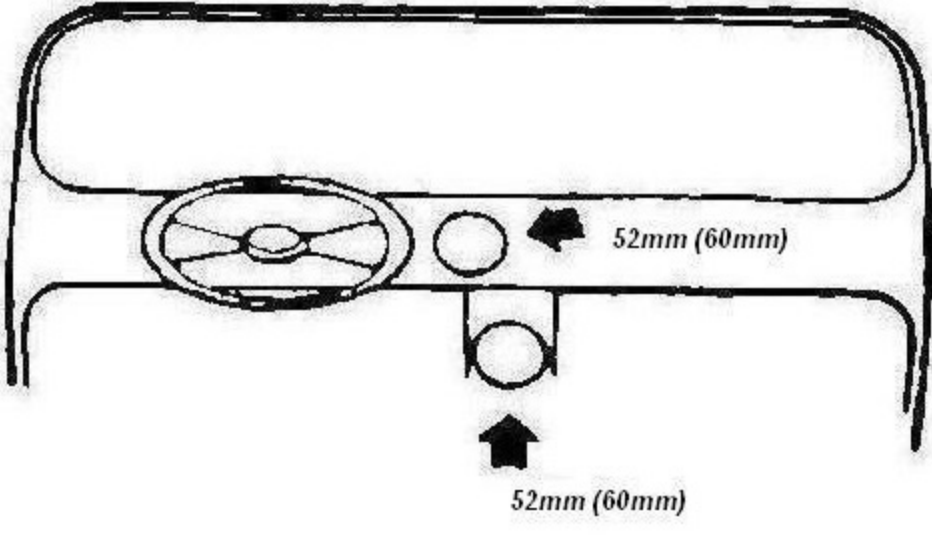
BUFFER

METER

METER CUP & HOLDER



3




4

TEMP  
SENSOR

WHITE

BLACK



WHITE - CONNECT TO SENSOR WIRE HARNESS (WHITE WIRE).  
BLACK - CONNECT TO SENSOR WIRE HARNESS (BLACK WIRE).

5

Radiator

Upper hose

Engine ground

Sensor attachment

Attach tightly with clamps, (commercially available)

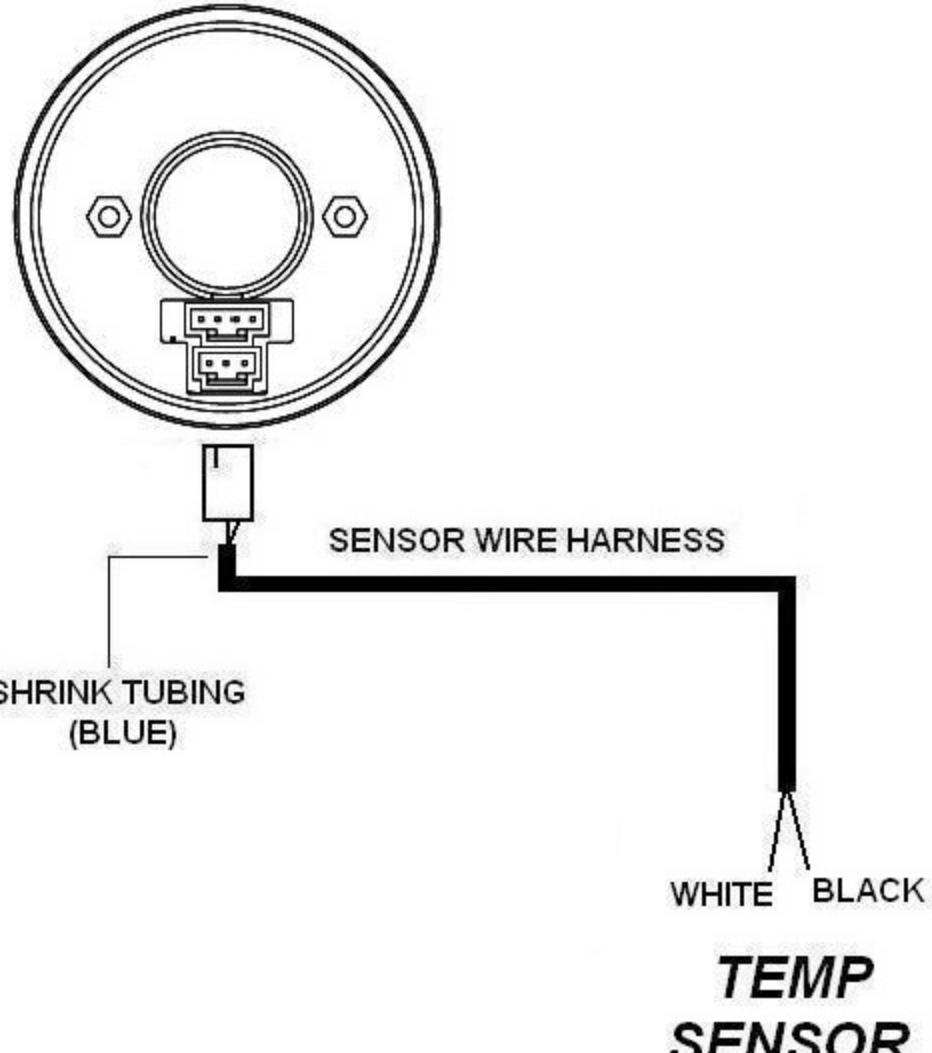
Wind Teflon tape, (Screw size for sensor, 1/8 NPT)

Temperature Sensor

\*Cut the upper hose and connect the sensor attachment between hoses.

※SENSOR ATTACHMENT  
HAVE TO BUY EXTRALY

6



SHRINK TUBING (BLUE)

SENSOR WIRE HARNESS

WHITE BLACK

TEMP  
SENSOR

7

NOTE: GAUGE REQUIRE FUNCTION

REQUIRE FUNCTION		INSTALLATION
DAYTIME	NIGHT TIME	
WHITE SCALE	WHITE SCALE	WHITE WIRE → CONNECT TO ACC ORANGE WIRE → NO CONNECT
	AMBER RED SCALE	WHITE WIRE → NO CONNECT ORANGE WIRE → CONNECT TO ACC
WHITE SCALE	AMBER RED SCALE	WHITE WIRE → CONNECT TO ACC ORNAGE WIRE → CONNECT TO PARKING LAMP
	WHITE SCALE	ORANGE WIRE → CONNECT TO ACC WHITE WIRE → CONNECT TO PARKING LAMP