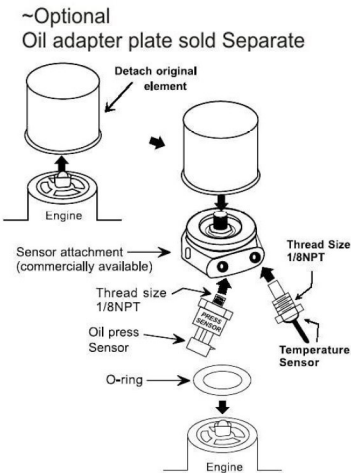
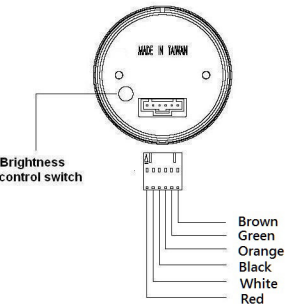


# Digital Lcd Oil Pressure Gauge

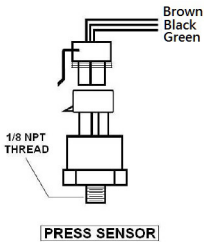
White / Green Display



## Wiring Instructions

Red- 12v Accessory power  
Black-Ground  
White- 12v accessory power  
Orange- Headlight switch  
(12v power when lights are turned on)

**Sensor :**  
Black-connect to oil pressure sender (black wire)  
Green-connect to oil pressure sender (green wire)  
Brown-connect to oil pressure sender (brown wire)



## Lighting Diagram

Day Time	Night Time	Installation
White	White	White - Connect to acc. Power Orange - Do not connect
Green	Green	White - Do not connect Orange - Connect to acc. Power
White	Green	White - Connect to acc. Power Orange - Connect to headlight switch
Green	White	White - Connect to headlight switch Orange - Connect to acc. Power

Do not over tighten bolts when installing U bracket. Doing so will cause damage to movement inside.

